

Scaled data based on original data using
LM-79-08 Approved Method: Electrical and Photometric Measurements of Solid-
State Lighting Products

Test Report Prepared for
Cooper Lighting Solutions
(formerly Eaton)

Brand: McGRAW-EDISON

Report Number: P386934

Luminaire Tested: **GWC-SA2C-827-U-T4FT-HSS**

Issue Date: 3/3/2020

Test Information

Test Method: LM-79-08
Report Number: P386934
TEST IS SCALED FROM IESNA LM-79-08 TEST DATA (G2-1903-205-17)
Test Lab: INNOVATION CENTER
Issue Date: 3/3/2020
Manufacturer: COOPER LIGHTING SOLUTIONS (FORMERLY EATON)
Product Line: MCGRAW-EDISON
Catalog Number: GWC-SA2C-827-U-T4FT-HSS
Description: GALLEON WALL LUMINAIRE
(2) 80 CRI, 2700K, 1050mA LIGHTSQUARES WITH 16 LEDS EACH AND TYPE IV FORWARD THROW OPTICS WITH HOUSE SIDE SHIELD
Light Source: -
Ballast/Driver: ELECTRONIC DRIVER

Summary

Lumens per Lamp: N/A
Luminaire Lumens: 7706 lumens
Efficiency: N/A
Efficacy: 69.4 lumens/watt
Luminous Opening: Rectangular (W 1' x L: 0.5' x H: 0')
IES Classification: Type IV - Short
BUG Rating: B1 - U0 - G2

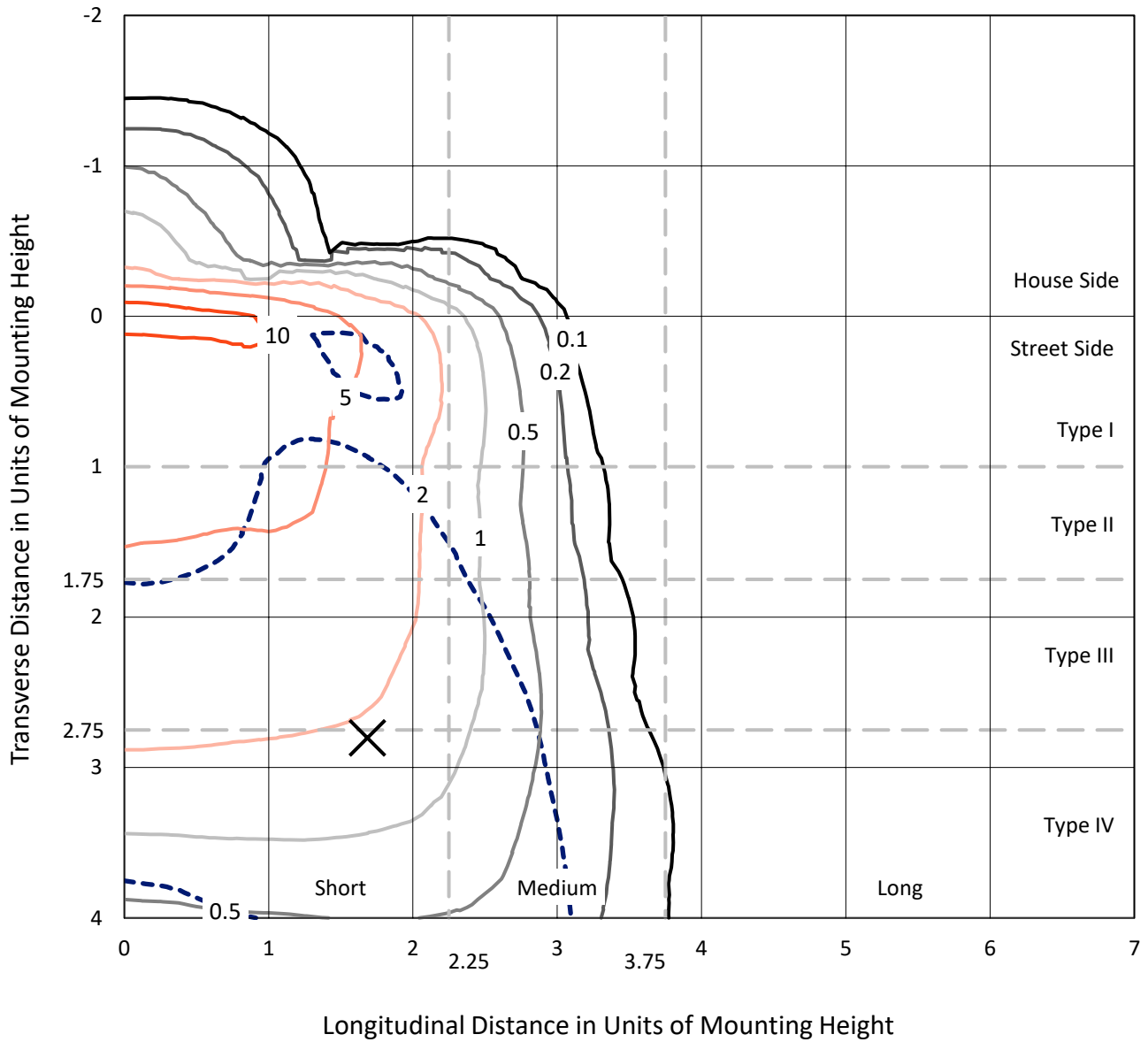
Input Watts (W): 111
Input Voltage (V): NR
Input Current (Ain): NR
Voltage Rise (V): NR
Power Factor: NR
Total Harmonic Distortion (THDi): NR
Frequency (hertz): 60
Stabilization Time: NR
Operation Time: NR
Ambient Temperature (°C): NR
Test Distance: 24 FT



REPORT NUMBER: P386934
 CATALOG NUMBER: GWC-SA2C-827-U-T4FT-HSS

Iso-Footcandle Lines of Horizontal Illumination

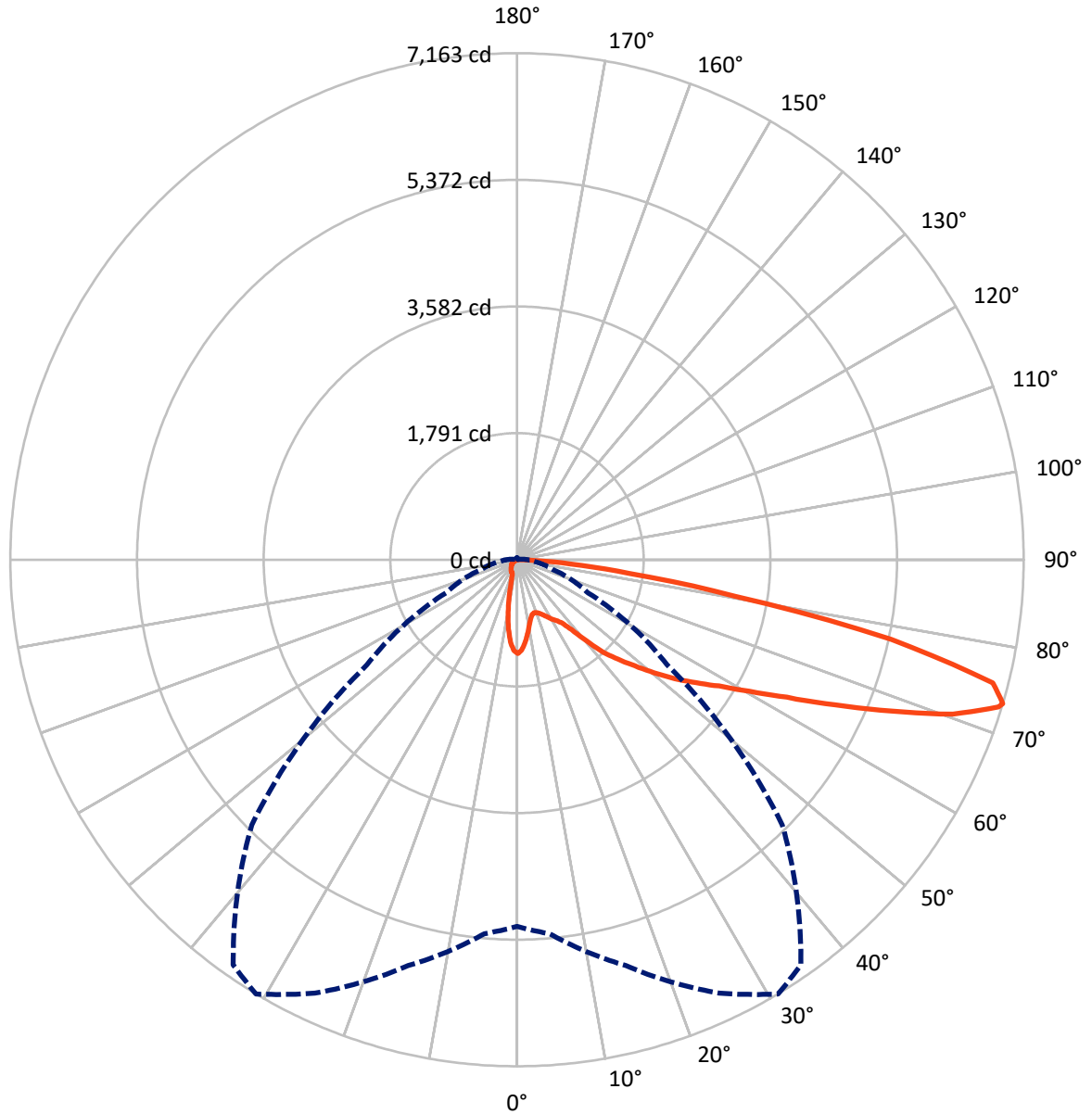
✕ Max cd
 - - - 1/2 Max cd



Based on 10 foot mounting height. Maximum calculated value = 13.3 fc
 Type IV - Short - N/A

REPORT NUMBER: P386934
CATALOG NUMBER: GWC-SA2C-827-U-T4FT-HSS

Luminous Intensity Polar Plot



— Vertical Plane Through 31-Deg Lateral - - - Horizontal Cone Through 73-Deg Vertical



REPORT NUMBER: P386934
 CATALOG NUMBER: GWC-SA2C-827-U-T4FT-HSS

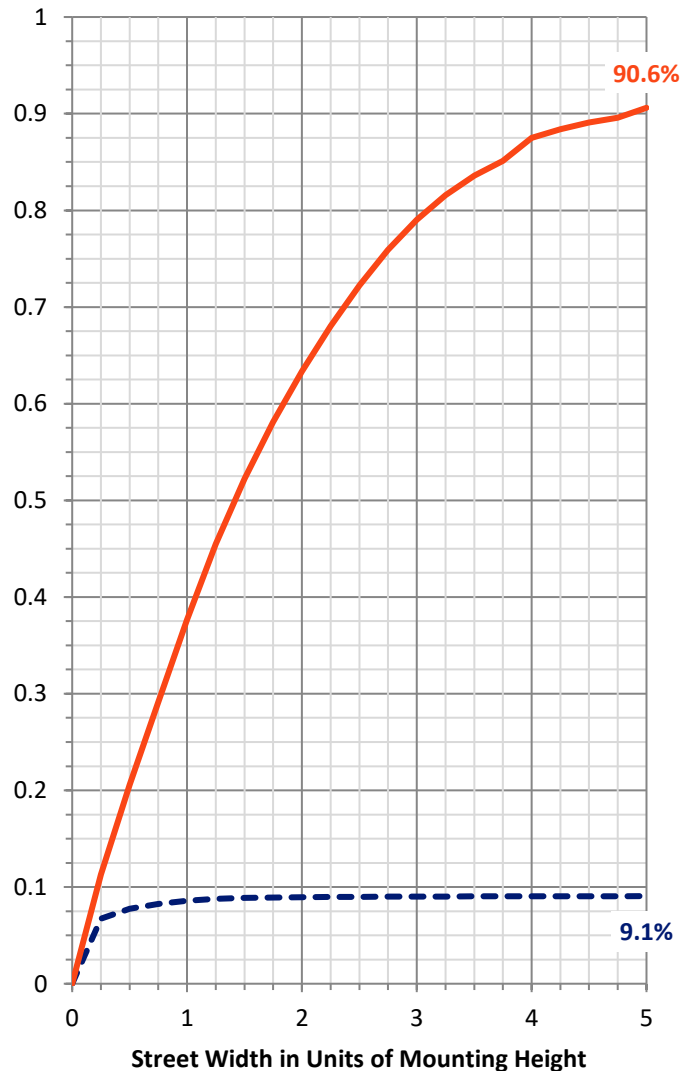
FLUX DISTRIBUTION:

		Downward	Upward	Total
House Side	Lumens	702.4	0.0	702.4
	% Fixture	9.1	0.0	9.1
Street Side	Lumens	7003.6	0.0	7003.6
	% Fixture	90.9	0.0	90.9
Total	Lumens	7706.0	0.0	7706.0
	% Fixture	100.0	0.0	100.0

Coefficient of Utilization

ZONAL LUMENS:

Zone	Lumens	% Fixture
0°-10°	109.9	1.4
10°-20°	238.7	3.1
20°-30°	357.6	4.6
30°-40°	569.0	7.4
40°-50°	1016.0	13.2
50°-60°	1576.6	20.5
60°-70°	2095.9	27.2
70°-80°	1576.5	20.5
80°-90°	165.7	2.1
90°-100°	0.0	0.0
100°-110°	0.0	0.0
110°-120°	0.0	0.0
120°-130°	0.0	0.0
130°-140°	0.0	0.0
140°-150°	0.0	0.0
150°-160°	0.0	0.0
160°-170°	0.0	0.0
170°-180°	0.0	0.0
0°-90°	7706.0	100.0
0°-180°	7706.0	100.0



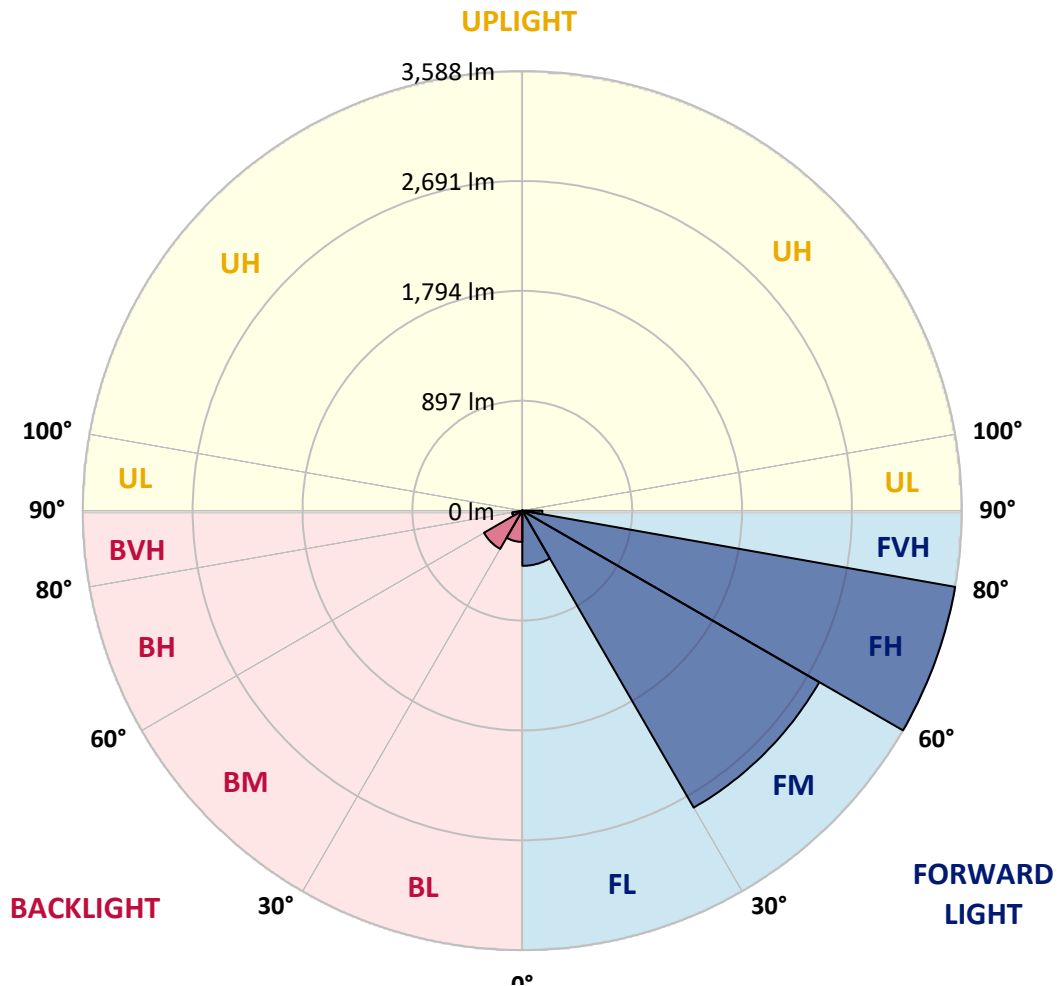
REPORT NUMBER: P386934

CATALOG NUMBER: GWC-SA2C-827-U-T4FT-HSS

LUMINAIRE CLASSIFICATION SYSTEM LUMEN TABLE AND BUG RATING:

Zone	Lumens	% Fixture	Zone Rating/Lumen Limit		
			B	U	G
FL (0°-30°)	450.8	5.9			
FM (30°-60°)	2800.1	36.3			
FH (60°-80°)	3588.4	46.6			G2/5000
FVH (80°-90°)	164.3	2.1			G2/225
BL (0°-30°)	255.4	3.3	B1/500		
BM (30°-60°)	361.6	4.7	B1/1000		
BH (60°-80°)	84.1	1.1	B0/110		G0/110
BVH (80°-90°)	1.4	0.0			G0/10
UL (90°-100°)	0.0	0.0		U0/0	
UH (100°-180°)	0.0	0.0		U0/0	

BUG Rating: B1-U0-G2
 Type IV Short





REPORT NUMBER: P386934

CATALOG NUMBER: GWC-SA2C-827-U-T4FT-HSS

CANDELA DISTRIBUTION (FULL):

	0°	5°	15°	25°	31°	35°	45°	55°	65°	75°	85°
0°	1325.8	1325.8	1325.8	1325.8	1325.8	1325.8	1325.8	1325.8	1325.8	1325.8	1325.8
2.5°	1256.4	1261.7	1267.4	1268.5	1277.9	1278.3	1291.9	1302.1	1312.3	1322.1	1325.5
5°	1127.5	1136.2	1146.3	1156.5	1176.5	1184.4	1217.6	1251.5	1284.0	1314.9	1330.0
7.5°	989.8	999.7	1014.0	1039.2	1061.5	1077.0	1129.4	1189.7	1250.0	1307.0	1339.8
10°	864.3	873.3	888.4	915.2	949.5	970.6	1041.1	1124.8	1213.5	1299.8	1354.5
12.5°	784.3	789.2	797.5	826.2	857.1	880.9	963.8	1067.5	1183.3	1299.4	1378.2
15°	769.6	771.1	764.4	777.2	801.3	824.3	908.4	1021.1	1160.3	1305.5	1409.2
17.5°	793.0	792.3	769.6	768.1	787.4	806.2	881.2	989.1	1144.1	1319.4	1449.1
20°	828.5	825.8	786.6	779.4	799.8	817.5	879.4	977.0	1138.0	1342.8	1497.8
22.5°	875.6	871.1	809.6	802.1	823.9	842.4	902.7	988.7	1143.3	1374.1	1554.3
25°	934.0	927.3	849.2	840.9	863.1	881.6	944.6	1022.3	1159.2	1412.2	1626.0
27.5°	1000.0	990.2	912.5	891.1	916.3	935.5	1000.4	1073.6	1184.0	1452.5	1713.9
30°	1062.3	1049.4	979.3	943.8	974.8	996.3	1060.7	1134.7	1224.0	1514.8	1834.1
32.5°	1124.8	1110.5	1038.9	996.6	1024.5	1047.9	1123.0	1218.7	1299.1	1609.8	1994.0
35°	1268.9	1253.8	1165.9	1096.2	1095.8	1109.0	1210.1	1333.8	1398.2	1742.1	2184.8
37.5°	1511.4	1502.7	1419.0	1286.6	1251.2	1236.5	1328.8	1471.0	1540.8	1924.3	2400.2
40°	1776.8	1769.3	1675.4	1555.5	1501.6	1465.4	1499.3	1662.2	1742.1	2146.7	2620.0
42.5°	2076.6	2040.8	1873.4	1837.5	1789.3	1761.7	1731.2	1897.9	1989.5	2388.8	2837.9
45°	2348.9	2288.5	2071.3	2017.0	2006.1	2012.9	2029.9	2214.6	2267.8	2676.6	3055.1
47.5°	2511.0	2463.5	2296.8	2244.8	2241.8	2286.6	2414.9	2572.5	2545.0	2927.3	3246.3
50°	2665.2	2622.3	2483.9	2496.7	2510.6	2571.7	2851.9	2940.5	2798.0	3154.7	3421.7
52.5°	2790.1	2724.4	2652.0	2724.1	2792.7	2891.1	3302.9	3270.8	2977.5	3335.7	3571.8
55°	2862.1	2832.3	2867.4	2939.8	3068.7	3228.6	3728.6	3545.7	3108.7	3500.9	3671.7
57.5°	3126.0	3067.6	3137.4	3199.9	3368.1	3591.7	4093.3	3750.5	3203.3	3603.1	3694.7
60°	3445.4	3398.3	3439.4	3543.5	3770.5	4033.3	4434.1	3917.5	3252.7	3668.7	3635.1
62.5°	3953.7	3891.5	3865.9	3982.4	4283.3	4570.3	4692.8	4033.3	3241.8	3639.6	3430.7
65°	4634.8	4570.3	4455.6	4561.2	4944.0	5146.5	4982.1	4057.8	3166.4	3404.7	2914.1
67.5°	5332.4	5285.6	5187.6	5365.6	5711.0	5776.2	5287.9	3998.2	2923.5	2760.6	2058.9
70°	5793.2	5773.2	5836.9	6230.6	6538.7	6519.8	5568.4	3678.1	2278.7	1697.6	1018.5
72.5°	5461.0	5556.7	6027.3	6741.2	7117.5	6963.6	5424.4	2824.4	1302.5	653.1	294.5
73°	5185.7	5308.2	5941.7	6760.4	7163.1	6994.6	5303.3	2592.5	1110.1	515.5	223.2
75°	3607.6	3758.0	4919.1	6296.2	6949.7	6664.2	4420.6	1586.8	514.3	228.5	90.1
77.5°	1751.6	1862.8	2708.6	4549.2	5404.8	5206.8	2752.0	591.3	232.3	142.9	41.5
80°	653.9	727.0	1175.8	2315.3	3123.4	3205.2	1210.4	223.6	154.6	115.0	21.1
82.5°	171.2	190.8	433.6	1032.5	1600.7	1675.4	381.6	112.7	113.1	94.6	12.8
85°	54.7	62.6	135.4	463.4	754.2	662.2	99.6	54.7	82.2	70.5	7.2
87.5°	6.8	8.7	43.0	109.0	166.3	92.4	15.5	16.2	35.1	39.2	4.1
90°	0.0	0.0	0.0	0.0	0.0	0.0	0.0	0.0	0.0	0.0	0.0



REPORT NUMBER: P386934

CATALOG NUMBER: GWC-SA2C-827-U-T4FT-HSS

CANDELA DISTRIBUTION (continued):

	90°	95°	105°	115°	125°	135°	145°	155°	165°	175°	180°
0°	1325.8	1325.8	1325.8	1325.8	1325.8	1325.8	1325.8	1325.8	1325.8	1325.8	1325.8
2.5°	1328.8	1327.0	1327.3	1317.5	1311.1	1298.3	1285.1	1279.1	1272.7	1270.0	1272.7
5°	1335.6	1332.2	1322.4	1292.3	1260.2	1218.7	1179.9	1150.5	1113.5	1103.4	1113.9
7.5°	1346.2	1339.4	1310.7	1249.3	1178.0	1098.8	1009.8	945.0	891.8	857.5	869.9
10°	1361.7	1348.8	1291.1	1186.7	1059.2	919.0	792.6	694.2	624.5	595.8	594.7
12.5°	1387.7	1363.5	1267.0	1105.2	914.1	727.0	561.5	454.8	398.2	361.6	360.9
15°	1416.3	1380.9	1236.5	1007.6	745.1	520.8	361.6	280.6	244.0	232.3	230.8
17.5°	1451.4	1400.9	1196.9	887.3	568.3	345.0	236.1	212.7	211.2	210.0	210.0
20°	1495.5	1424.6	1146.0	749.6	403.1	230.4	200.6	202.1	202.9	201.4	201.7
22.5°	1546.8	1448.8	1085.3	601.8	272.6	192.7	191.9	193.8	194.6	193.8	194.2
25°	1606.4	1476.7	1011.3	446.8	196.8	182.9	184.8	187.4	189.3	189.3	189.3
27.5°	1680.3	1510.6	922.4	311.8	170.1	172.7	178.0	182.9	185.5	186.3	186.3
30°	1776.5	1552.8	815.6	213.8	154.6	159.1	168.9	178.4	183.3	184.0	184.4
32.5°	1897.9	1600.4	692.0	158.0	141.4	144.8	155.4	171.2	180.6	182.1	182.1
35°	2037.0	1655.4	558.8	137.6	132.0	133.1	141.4	159.5	176.1	180.2	180.6
37.5°	2189.4	1709.7	425.0	128.6	124.1	124.1	130.1	145.6	165.2	178.0	179.5
40°	2331.5	1742.5	297.9	121.4	116.9	116.9	122.2	133.5	152.0	171.2	175.3
42.5°	2462.7	1753.8	207.4	114.6	110.1	111.2	115.8	124.8	138.8	158.0	161.8
45°	2597.7	1751.9	151.2	106.7	103.3	106.7	110.1	116.9	127.1	138.0	138.8
47.5°	2699.6	1736.1	119.9	99.2	96.9	101.4	104.5	109.0	114.6	113.9	113.9
50°	2795.0	1697.6	96.5	89.0	90.5	95.8	97.3	98.8	99.2	92.0	91.3
52.5°	2867.4	1637.7	77.3	78.1	84.1	89.4	87.9	85.6	81.8	73.2	71.6
55°	2891.5	1522.3	60.7	64.5	74.7	81.5	75.8	70.9	63.7	56.6	55.1
57.5°	2847.8	1373.3	49.4	50.2	63.0	68.6	62.2	56.6	48.6	42.6	41.5
60°	2755.0	1207.8	40.7	37.7	48.6	53.5	49.4	43.7	36.6	32.1	31.7
62.5°	2571.0	1031.3	33.6	29.4	37.0	41.1	38.5	34.3	28.3	25.3	24.9
65°	2184.1	825.1	27.2	23.8	28.7	32.1	29.8	26.8	22.2	20.0	19.6
67.5°	1524.6	557.7	22.2	19.6	22.6	25.3	23.4	21.9	17.7	17.3	17.7
70°	735.3	268.9	18.5	15.8	17.7	19.6	18.9	17.7	17.0	19.6	22.6
72.5°	210.8	90.1	14.7	13.2	14.3	15.5	16.2	15.8	18.5	23.8	27.5
73°	162.1	72.8	14.0	12.4	13.6	15.1	15.8	15.5	18.9	24.1	27.5
75°	69.4	35.1	10.6	10.2	11.3	13.2	14.0	14.0	18.9	24.5	26.4
77.5°	31.3	18.9	6.8	7.9	9.8	10.6	11.7	11.7	15.1	18.9	18.9
80°	17.7	10.2	5.3	6.0	7.2	7.2	7.2	6.4	6.8	7.5	8.3
82.5°	11.3	6.8	4.1	4.9	4.5	3.8	3.0	3.0	2.6	3.0	3.8
85°	6.4	3.8	3.8	3.0	1.9	1.5	1.9	1.5	0.4	0.0	0.4
87.5°	3.8	2.3	1.1	0.0	0.0	0.0	0.0	0.0	0.0	0.0	0.0
90°	0.0	0.0	0.0	0.0	0.0	0.0	0.0	0.0	0.0	0.0	0.0

Signify Classified - Internal
Cooper Lighting Solutions Photometric Lab
1121 Highway 74 South
Peachtree City, GA 30269

Scaled Data Report



Report Generated By 670245982

Signify Classified - Internal
Cooper Lighting Solutions Photometric Lab
1121 Highway 74 South
Peachtree City, GA 30269

Scaled Data Report



Signify Classified - Internal
Cooper Lighting Solutions Photometric Lab
1121 Highway 74 South
Peachtree City, GA 30269

Scaled Data Report



Signify Classified - Internal
Cooper Lighting Solutions Photometric Lab
1121 Highway 74 South
Peachtree City, GA 30269

Scaled Data Report





--- HS — SS

Signify Classified - Internal
Cooper Lighting Solutions Photometric Lab
1121 Highway 74 South
Peachtree City, GA 30269

Scaled Data Report



u

Signify Classified - Internal
Cooper Lighting Solutions Photometric Lab
1121 Highway 74 South
Peachtree City, GA 30269

Scaled Data Report



Signify Classified - Internal
Cooper Lighting Solutions Photometric Lab
1121 Highway 74 South
Peachtree City, GA 30269

Scaled Data Report



(END OF REPORT)